

Texas HB 3186

[Video](#)

INTRODUCTION: The HB 3186 passage outlines recent legislative efforts in Texas to improve early identification and intervention for at-risk youth, especially those dealing with mental health issues.

Experts agree that **early intervention** can reduce the likelihood of young people getting entangled in the criminal justice system. The Texas Judicial Council, working with various court and juvenile justice representatives, proposed changes aimed at identifying at-risk youth early and providing necessary support while also holding them accountable.

Youth Diversion and Early Intervention Act

Youth diversion is meant to transform the way the legal system responds to young people who get into trouble with the law. HB 3186 has been implemented with the aim of preventing our youth from entering the Texas Criminal Justice system

HB 3186 relates to youth diversion strategies and procedures for children accused of certain offenses in municipal and justice courts and related criminal justice matters.

House Bill 3186, effective January 1st, 2024, mandates that every municipal and justice court in the state must establish a youth diversion plan by the end of the year. The deadline to have a youth diversion plan in place is: 01/01/2025

Why Youth Diversion

The heartbreaking incident in Uvalde has heightened awareness of the critical need to identify and respond to at-risk youth and those facing mental health challenges. Experts stress that early detection and intervention, especially with minor or gateway offenses, is key to lowering recidivism rates, minimizing system involvement, reducing costs, and ensuring that young people receive the necessary support and services to address their underlying issues.

We all want a world where young people can realize their potential even when they make mistakes.

So, let's follow the evidence of what works and do what works instead of what doesn't.

We already know that involvement in the justice system leaves young people worse and communities less safe.

A first-time arrest doubles a young person's odds of dropping out of high school and a first-time court appearance quadruples the odds!

Contact us for more information: info@CourtSolutionsOnline.com

Or, send a text message: 830-372-4555

Table of Contents

Page 1 Texas HB 3186 Introduction

Page 2 Table of Contents and Tools

Page 3 Youth Diversion Plan - Complete

Page 4 Step-by-Step - How to Set Up Your Plan

Page 5 Youth Diversion Coordinator

Page 6 Diversion Eligibility and In-Take Process ([Video](#))

Page 7 Diversion Eligibility Checklist

Page 8 Child NOT Eligible for Diversion

Page 9 Questionnaires ([Video](#))

Page 10 Basic Questionnaire – Child

Page 12 Advanced Early Identification Questionnaire

Page 14 Adult Basic Parent/Guardian Questionnaire

Page 17 Adult Advanced Questionnaire – Parent

Page 20 Parent/Child Observations

Page 21 Parent/Child Observation Report

Page 22 Suggested Key Questions to Ask

Page 23 Diversion Strategies and Referrals

Page 24 Diversion Strategy and Referral Tool

Page 25 Diversion Agreement

Page 27 Educational Websites ([Video](#))

Page 28: www.CourtSolutionsOnline.com

Page 29: www.JuvImpact.com

Page 30: www.JuvClass.com

Page 31: www.PeerGroupOnline.com

Page 32: www.TxDriveSmart.com

Page 33: www.ParentingTexas.com

Page 34 Misc. Documents

Page 35 MOU for Court Solutions, LLC

Page 36 Bulk Purchasing

Page 37 Court Admin Tool

Page 38 Educational Recommendations for Class 'C' Misdemeanors [Video](#)

Page 39 Dismissal of Charge Pursuant to Diversion Agreement

Page 40 Referral to Court for Hearing - Noncompliance with Diversion Agreement

Page 41 Order on Referral Hearing – Noncompliance with Diversion Agreement

Page 42 NDA

Page 43 Supply Order Form ([Video](#))

(Court Name)

Youth Diversion Plan

Youth Diversion Coordinator: _____

(Name of Youth Diversion Coordinator)

If child is eligible for diversion, coordinator will collect \$50 fee on a case-by-case basis

1. Youth and Parent/Guardian contacts the court to schedule the in-take process.
2. **In-Take Process and eligibility determination checklist:** During the in-take process, youth and parent/guardian will meet with coordinator to determine eligibility for diversion. Coordinator determines diversion eligibility using the checklist.
3. **Questionnaires for Early Identification:** Once diversion eligibility has been established, youth will complete a basic questionnaire to determine where the child may be struggling and to identify remorse and the willingness to accept responsibility/accountability for their actions. An advanced questionnaire will be administered based on the findings of the basic questionnaire. The advanced questionnaire is used to help identify Mental Health issues or Drug Abuse issues. An optional Parent/Guardian questionnaire is available with an observations tool.
4. **Determining Strategy:** Coordinator will determine the best diversion strategy based on information gathered from questionnaire and the offense, and what is the best approach for the child. The diversion strategy will be added to the agreement.
5. **Diversion Agreement:** Diversion coordinator will document the written diversion strategy and go over the details with both the youth and the guardian. Once youth and guardian understand the plan and what is required of them to be successful, they will sign the agreement. **\$50. Admin fee will be collected (case-by-case)**
6. **Resources, Referrals and Service Provider Forms:** Coordinator will provide, to the child and parent, the necessary tools and resources including the list of service providers who can assist in helping them successfully complete the items on the written TX Youth Diversion Agreement.
7. **SUCCESSFUL Completion of Diversion:** Youth will show proof the diversion items were completed on the diversion agreement and if successful, court will file Dismissal of Charge Pursuant to Diversion Agreement.
8. **UNSUCCESSFUL Diversion:** If youth was unsuccessful on their agreed upon diversion plan, the court will file 'Referral to Court for Hearing', Non-Compliance with Diversion Agreement.
9. **MOUs Signed by Service Providers available upon request.**

IMPORTANT: This one-page youth diversion plan is a great starting point. You can tweak, add, remove, to make it your own later.

Your plan will need to have: A written description of the types of strategies you will implement and use for youth diversion. (Your plan does not limit you on the types of diversion strategies that may be imposed (art. 45.308) Each court shall adopt a youth diversion plan)

STEP-BY-STEP

How to Set Up Your Plan ([Video](#))

(The youth diversion plan on page 3 meets the requirement.)

Current laws don't list specific ways to help youth avoid getting deeper into the justice system. However, Article 45.305 gives examples of "diversion strategies" that courts can use.

Some of these strategies include:

1. **Programs for Self-Improvement:** Courts can ask a child to participate in programs like teen court, school-based activities, or classes focused on building positive skills. These may cover topics like self-esteem, leadership, avoiding violence, managing anger, life skills, wellness, or conflict resolution. They can also include awareness programs for alcohol, tobacco, and drugs.
2. **Support Services:** Children can be referred to support services for extra help. This might include working with youth counselors, case managers, tutors, or mentors. They may also receive mental health screenings, academic help, job training, or even counseling in school.
3. **Other Court-Ordered Actions:** Courts might require children to go through mediation to resolve conflicts, take part in drug or alcohol testing, or follow treatment prescribed by medical or mental health professionals.
4. **Restitution and Community Service:** Courts can order the child to pay up to \$100 in restitution if property is involved, complete up to 20 hours of community service, or do other activities the court finds suitable.

These options help courts guide children towards positive actions without giving them a criminal record. Here's a simplified, step-by-step summary of the youth diversion process:

In a nutshell: First, check if the child qualifies for diversion. Then, create a diversion agreement that outlines the child and parent's responsibilities for successfully completing the program. Both the child and parent need to sign this agreement. You can choose whether or not to collect a \$50 administrative fee. Upon successful completion of the diversion program, the court will dismiss the case without further action.

Steps to follow:

1. **Determine Eligibility:** Use the Diversion Eligibility Checklist to assess if the child qualifies.
2. **If Eligible:** Have the child fill out the Basic Questionnaire.
3. **Choose the Best Diversion Strategy** for the child's situation.
4. **Sign the Agreement:** Ensure both the child and parent sign the youth diversion agreement.
5. **Collect the \$50 Admin Fee** (optional).
6. **Provide Tools and Referrals:** Give the child and parent the resources they need to complete the diversion program.
7. **Successful Completion:** Once the child fulfills the program terms, the court will dismiss the case without further action. Close the case and report as successfully completed.

The One Page Plan on page 3 is all you need to meet the requirement. You can follow the plan until you need to change, tweak or update to meet your client's need. The plan on page 3 of this document will meet the needs for most courts.

YOUTH DIVERSION COORDINATOR ([Video](#))

Who will serve as the youth diversion coordinator in your local municipal or justice court?

Article 45.307 allows a court to appoint a youth diversion coordinator responsible for:

1. Checking if a child qualifies for diversion,
2. Applying an approved diversion strategy under Subchapter E,
3. Creating and managing diversion agreements,
4. Monitoring the progress of diversions,
5. Keeping records on the success or failure of diversions, and
6. Coordinating referrals to the court.

This role can be filled by various individuals or entities, including:

1. A court administrator, court clerk, or someone performing similar duties,
2. A person or organization providing juvenile case management under Article 45.056,
3. A court services office,
4. A community supervision department, such as a juvenile probation department,
5. A county or municipal employee, including a peace officer,
6. A community volunteer,
7. A higher education institution (public, private, or independent), or
8. A qualified nonprofit organization, as determined by the court.

This flexibility allows courts to select the most suitable coordinator to help manage youth diversion effectively.

DIVERSION ELIGIBILITY AND IN-TAKE PROCESS

([Video](#))

Under current law, there is no requirement for diversion, nor are there uniform criteria for deciding if a child qualifies. According to Article 45.304, a child must be diverted from formal criminal prosecution as laid out in Subchapter E, except in certain cases:

1. A child may only enter into a diversion agreement once every 365 days.
2. A child is ineligible for diversion if they previously had an unsuccessful diversion under Subchapter E.
3. Diversion is not allowed if the prosecutor objects.
4. A child cannot be diverted from criminal prosecution without written consent from both the child and the child's parent.

These guidelines help ensure that diversion is applied thoughtfully, with specific limits and permissions in place.

IN-TAKE PROCESS:

Instead of overhauling the existing processes used in municipal and justice courts, H.B. 3186 aims to enhance youth diversion in these courts by adding a new subchapter (Subchapter E) to Chapter 45 of the Code of Criminal Procedure. Legislative records indicate that Subchapter E was created with the following goals:

1. **Reduce Recidivism:** Address and prevent repeat offenses and problematic behaviors through early intervention without having to pursue criminal charges against youth in municipal and justice courts.
2. **Identify and Support At-Risk Youth:** Recognize youth who may have mental health issues, substance use challenges, or developmental disabilities, and, when appropriate, refer them to early intervention services as outlined in Subchapter D, Chapter 264 of the Family Code.
3. **Focus on Accountability and Community Safety:** Permit diversion for youth charged with certain minor offenses, promoting personal responsibility for both the youth and their parents, while also enhancing the safety of the community.
4. **Encourage Collaboration:** Strengthen partnerships between government entities, schools, and nonprofit organizations to develop effective local and regional diversion strategies for both rural and urban communities.

This approach is designed to give courts effective tools, just like the ones in this toolbox, to address youth issues constructively, encouraging accountability while providing needed support.

In-Take Process has not changed. During the in-take process, the youth and parent/guardian will meet with the Youth Court Coordinator to:

Determine Eligibility: Use the Diversion Eligibility Checklist to assess if the child qualifies.

If Eligible: Have the child fill out the Basic Questionnaire.

Choose the Best Diversion Strategy for the child's situation.

Sign the Agreement: Ensure both the child and parent sign the youth diversion agreement.

Collect the \$50 Admin Fee (optional).

Provide Tools and Referrals: Give the child and parent the resources they need to complete the diversion program.

Diversion Eligibility Checklist

Youth Diversion Coordinator: _____

Date

NAME OF CHILD: _____

STEP ONE: ELIGIBILITY QUESTIONS TO DETERMINE IF APPLICANT (CHILD) IS ELIGIBLE FOR DIVERSION

MUST ANSWER NO:

- (1) Has the child entered into a diversion agreement within the last 365-days?
- (2) Is the charge a traffic offense?
- (3) Has the child had a previous **UNSUCCESSFUL diversion?** (Under Subchapter E;)
- (4) Does your prosecutor object to the diversion?

MUST ANSWER YES:

- Is diversion in the best interest of the child?
- Is the charge a Class C Misdemeanor punishable by a fine only?
- Does diversion promote long-term safety to the community?
- Does the child and parent understand that diversion is optional?
- Does the child and parent understand they can terminate the diversion at any time?
- Does the child and parent understand that if diversion is terminated, the case will be referred to court?
- Do both the child and the parent give consent for diversion?

Is applicant eligible? _____ If applicant is NOT eligible for diversion, skip Step two and go to page titled:
When Child is NOT Eligible for Diversion

STEP TWO:

IN-TAKE PROCESS

- Child completes Basic Questionnaire to identify remorse and responsibility for the charges. Based on the responses, an Advanced Questionnaire maybe administered to identify mental health or drug abuse issues. An optional parent/guardian questionnaire is available.
- Based on your findings, determined the best diversion strategy for the child.
- Child and Parent sign **TX YOUTH DIVERSION PLAN AGREEMENT**
- ASSESS (OPTIONAL) \$50 ADMIN FEE
- Provided Child and Parent the tools and referrals needed to successfully complete diversion.
- Does Child & Parent understand what they must do to have the charge diverted?

STEP THREE:

DETERMINATION: Diversion Successful or Diversion Unsuccessful

- If diversion **WAS successful**, file Dismissal of Charge Pursuant to Diversion Agreement to close the case.
- If diversion **WAS NOT successful**, file Referral to Court for Hearing and Order on Referral Hearing for Non-Compliance

When Child is NOT Eligible for Diversion [\(Video\)](#)

If applicant is NOT Eligible for Diversion or chooses diversion by judge:

You can:

- Refer to an educational course (see referral forms)
- Refer to a 'Live' peer group session (see referral form)
- Traffic Offense, referred to TXDriveSmart.com (see referral form)
- Other: _____

If applicant is NOT eligible because the charge is NOT a Class C Misdemeanor, or chooses diversion by judge you can: Refer to one of these websites and order a course the best aligns with their charge.

www.CourtSolutionsOnline.com (See referral forms starting on Page 28 – large assortment of classes)

www.JuvClass.com (See referral forms starting on page 29 – 15 courses designed for juveniles)

www.JuvImpact.com (See referral form on page 30 – 3 Diversion Life Skills Classes)

www.PeerGroupOnline.com (See referral form on page 31 – 'LIVE' Peer Groups with Mentors)

www.SchoolImpact.org (Visit Website for Companion classes for Schools and School Resource Officers)

www.TXDriveSmart.com **TRAFFIC VIOLATION: If applicant is NOT eligible because the charge was a traffic violation:** Refer to a 6 Hour Texas State Approved Defensive Driving Course (see referral form)
Note: Although H.B. 3186 excludes traffic offenses from the scope of statutory diversion under Subchapter E, this exclusion does not apply to amendments made in Article 45.041(b-3). Therefore, even children convicted of traffic offenses must be allowed to choose how they will fulfill the judgment. A Texas Approved Defensive Driving course can be used to fulfilled the traffic violation.

www.ParentingTexas.com Companion classes for parents at low or no cost. Classes include, What You Need to Know About Going to Court, Discipline Education for Parents, Drug & Alcohol Guide for Parents, Truancy Prevention Guide for Parents, Child Sexual Abuse and Awareness and Domestic Violence Awareness

Contact us for more information: info@CourtSolutionsOnline.com Or, send a text message: 830-372-4555

QUESTIONNAIRES

([Video](#))

How to Administer the Questionnaire(s) Child and Parent (Basic and Advanced for Early Identification)

The Basic and Advanced Early Identification Questionnaires are to be completed by the youth with a clip board and pen, or the Youth Diversion Coordinator can ask the questions face-to-face and document the answers.

PURPOSE: The purpose for questionnaires is to help identify if the child accepts responsibility and accountability for their actions. The advanced questionnaire will help identify a child who may be struggling with mental health and/or substance abuse issues, or something else.

Parent questionnaires will provide you with additional information to help you determine what is the best diversion strategy for the child and if an immediate referral to a professional is needed.

When should you administer the advanced questionnaire? After the applicant completes the basic questionnaire and **doesn't** show remorse, a willingness to accept responsibility or accept accountability for their actions, then the Advanced Early Identification Questionnaire is recommended.

IMPORTANT: Any indication of serious mental health concerns or substance abuse should result in an immediate referral to a professional for an assessment, clinical evaluation and/or treatment.

If the child does not present a need for an immediate intervention or needs to be referred to a professional for assessment or clinical evaluation and/or treatment, then an educational course that closely matches their Class 'C' offense along with attending a 'Live' Peer Group Mentoring session may be recommended as your diversion strategy.

(List of Educational Recommendations is available on Page 38)

QUESTIONNAIRES BASIC AND ADVANCED

Basic Questionnaire is designed to look for accountability and remorse for their actions.

Advance questionnaire aims to identify and respond to at-risk youth and those with substance issues and/or mental illness.

BASIC QUESTIONNAIRE - Child

Basic Questionnaire (BQ) has 12 questions designed to gather basic details about the youth's involvement in the offense and their accountability for their actions. This questionnaire will also show if the child shows remorse and accepts responsibility for their actions. It will also help identify if the child need may need to complete the 25 question Advanced Early Identification Questionnaire.

ADVANCED QUESTIONNAIRE - Child

Advanced Early Identification Questionnaire (AEIQ) is more detailed with 25 questions and aims to gather more feedback and information to help identify at-risk youth who may be living with substance use and abuse issues and/or mental illness.

BASIC QUESTIONNAIRE - Parent

ADVANCED QUESTIONNAIRE - Parent

BASIC QUESTIONNAIRE - Child

Basic Information:

Date: _____ Time: _____

- Your Name: _____
- Your address (where you live): _____
- Your Date of Birth: _____
- Name of your School/Grade Level: _____
School Name _____ Your Grade Level
- Name of Your Parent or Guardian: _____
- Your Phone #: _____

1. Give details about why you are here today:

2. Were other people involved in your situation? Friends? Family? Yes No
If 'yes' please provide details:

3. Was anyone in your family disappointed by your actions? Yes No

If 'yes', who was disappointed and how did you know they were disappointed? What did they say or do?

4. Emotionally, describe how much this incident has cost you? (worry, fear, anxiety, embarrassment, regret, sadness, sleep loss, etc.)

5. Describe how this incident has changed your life. You can put down something positive or negative.

6. If you could do it all over again, what would you have done differently?

7. List two positive changes you want to make in your life:

8. What are the reasons you want to make these positive changes?

9. What are the steps you plan on taking to make these changes?

10. List 2 things or people that will get in the way of your changes?

11. What do you plan to do if your plan isn't working?

12. On a scale of 1 to 10, how bad do you feel about your situation?

1-2

I don't feel bad

3-5

I feel a little bad

6-8

I feel bad

9-10

I feel really bad

Advanced Early Identification Questionnaire (AEIQ) (Child) 25 Questions

IMPORTANT: When speaking to a youth who may have had thoughts of hurting themselves or others, it's important to approach the conversation with care, empathy, and non-judgment.

1. Have you ever been in trouble with the law before? (circle one) Yes No

If 'yes', please give details:

2. Do you often feel sad, hopeless, or irritable? (circle one)

- Never
- Sometimes
- Frequently

3. Do you have difficulty concentrating at school or completing assignments? (circle one)

- No
- Occasionally
- Often

4. Do you have a good group of friends at school you connect with? Yes No

If yes, please describe.

5. Are you failing any classes at school? Yes No

If yes, please explain.

6. Do you plan on graduating high school: Yes No

If 'no', please explain.

7. Do you participate in any extra-curricular school activities? Yes No

If 'yes', what kind of activities are you involved in?

8. Have you experienced any major changes in your sleep (sleeping too much or too little)? Yes No

If 'yes', why do you think you are having issues with your sleep?

9. Have you lost interest in activities you used to enjoy? Yes No

If 'yes', why do you think? _____

10. Do you often feel anxious, worried, or overwhelmed by stress? (circle one)

No

Sometimes

Frequently

11. What things or people make you feel anxious, worried, or overwhelmed?

12. Lately, have you experienced panic attacks (feeling very scared or anxious all of a sudden)? Yes No

If 'yes', please describe: _____

13. Have you been through any difficult or traumatic experiences recently (for example: the loss of a loved one, being abused, being bullied)?

If yes, please describe: _____

14. Have you had any thoughts of hurting yourself?

Yes

No

If yes, please describe: _____

15. Have you had any thoughts of hurting others?

Yes

No

If yes, please describe: _____

16. How many times per week do you get really angry? (circle one)

Never

Occasionally (1 – 3 times per month)

Regularly (1-2 times a week)

Frequently (more than 2 times a week)

17. Have you ever used any drugs (including marijuana, tobacco, nicotine/vape, or prescription medications not prescribed to you)? Yes No

If yes, how often? (circle one)

Occasionally (1–3 times a month)

Regularly (1–2 times a week)

Frequently (more than 2 times a week)

18. Have you ever consumed alcohol (including beer, wine, or liquor)? Yes No
If yes, how often? (circle one)
 Occasionally (1 – 3 times a month)
 Regularly (1 – 2 times a week)
 Frequently (more than 2 times a week)

19. Do you use drugs or alcohol to cope with stress, anxiety, or sadness? Yes No

20. Have you ever gotten into trouble (at school or with the law) because of alcohol or drug use?

 Yes No

21. Do you believe you have family members who are currently struggling with substance abuse or mental health issues? Yes No
If yes, please explain.

22. How would you rate your home environment? 10 being the best. (circle)
1 2 3 4 5 6 7 8 9 10

23. How would you rate your outlook for your future? 10 being the best. (circle)
1 2 3 4 5 6 7 8 9 10

24. How would you rate yourself on dependability? 10 being the best. (circle)
1 2 3 4 5 6 7 8 9 10

25. Have there been any major changes in your family situation recently (divorce, moving, etc.)?
 Yes No
If yes, please explain.

IMPORTANT: When speaking to a youth who may have had thoughts of hurting themselves or others, it's important to approach the conversation with care, empathy, and non-judgment.

PARENT/GUARDIAN QUESTIONNAIRE (BASIC)

Basic Information:

Today's Date: _____ Time: _____

- Your Name: _____
- Your address (where you live): _____
- Your Date of Birth: _____
- Name of child: _____
- Your Phone #: _____

1. Give details about why you are here today?

2. Were other people involved in your child's situation? Friends? Family?
If 'yes' please provide details: _____

3. Was anyone in your family disappointed by your child's actions? Yes No
If 'yes', who was disappointed and how did you know they were disappointed? What did they say or do?

4. Emotionally, describe how much this incident has cost you? (fear, anxiety, sleep loss, etc.)

5. Describe how this incident has changed your child's life. You can put down something positive or negative.

6. If your child could do it all over again, what should they have done differently?

PARENT/GUARDIAN QUESTIONNAIRE (BASIC)

Page Two

7. List two positive changes you want your child to make:

8. What are the reasons you want your child to make these positive changes?

9. What are the steps you plan on taking to help your child make these changes?

10. List 2 things or people that will get in the way of your child's changes?

11. What do you plan to do if your plan isn't working?

12. On a scale of 1 to 10, how bad does your child feel about this situation?

1-2

Doesn't feel bad

3-5

Feels a little bad

6-8

Feels bad

9-10

Feels really bad

Parent/Guardian Advanced Early Identification Questionnaire

1. Has your child ever been in trouble with the law before? (circle one) Yes No I don't know

If 'yes', please give details:

2. Does your child often feel sad, hopeless, or irritable? (circle one)

I don't know

Never

Sometimes

Frequently

3. Does your child have difficulty concentrating at school or completing assignments? (circle one)

I don't know

No

Occasionally

Often

4. Does your child have a good group of friends at school they connect with? Yes No I don't know

If yes, please describe.

5. Is your child failing any classes at school? Yes No I don't know

If yes, please explain.

6. Does your child plan on graduating high school: Yes No I don't know

If 'no', please explain.

7. Does your child participate in any extra-curricular school activities? Yes No I don't know

If 'yes', what kind of activities are you involved in?

8. Has your child experienced any major changes in their sleep (sleeping too much or too little)?

Yes No I don't know

If 'yes', why do you think they are having issues with their sleep?

Parent/Guardian Advanced Early Identification Questionnaire - Page Two

9. Has your child lost interest in activities they used to enjoy? Yes No
If yes, why do you think?

10. Does your child often feel anxious, worried, or overwhelmed by stress? (circle one)
I don't know
No
Sometimes
Frequently

11. What things or people make your child feel anxious, worried, or overwhelmed?

12. Lately, has your child experienced panic attacks? (feeling very scared or anxious all of a sudden)

Yes No I don't know

If 'yes', please describe: _____

13. Has your child been through any difficult or traumatic experiences recently? Yes No I don't know
(for example: the loss of a loved one, being abused, being bullied)

If yes, please describe: _____

14. Has your child expressed wanting to hurting themselves? Yes No I don't know

If yes, please describe: _____

15. Has your child expressed wanting to hurt others? Yes No I don't know

If yes, please describe: _____

Parent/Guardian Advanced Early Identification Questionnaire - Page Three

16. How many times per week does your child get really angry? (circle one)

Never

Occasionally (1 – 3 times per month)

Regularly (1-2 times a week)

Frequently (more than 2 times a week)

17. Has your child ever used any drugs (including marijuana, tobacco, nicotine/vape, or prescription medications not prescribed to them)? Yes No I don't know

If yes, how often? (circle one)

Occasionally (1–3 times a month)

Regularly (1–2 times a week)

Frequently (more than 2 times a week)

18. Has your child ever consumed alcohol (including beer, wine, or liquor)? Yes No I don't know

If yes, how often? (circle one)

Occasionally (1 – 3 times a month)

Regularly (1 – 2 times a week)

Frequently (more than 2 times a week)

19. Do you suspect your child may use drugs or alcohol to cope with stress, anxiety, or sadness? Yes No

20. Has your child ever gotten into trouble (at school or with the law) because of alcohol or drug use?

Yes

No

I don't know

21. Do you suspect you may have family members who are currently struggling with substance abuse or mental health issues? Yes No

If yes, please explain.

22. How would you rate your home environment? 10 being the best. (circle)

1

2

3

4

5

6

7

8

9

10

23. How would you rate your child's outlook on their future? 10 being the best. (circle)

1

2

3

4

5

6

7

8

9

10

24. How would you rate your child on being dependable? 10 being the best. (circle)

1

2

3

4

5

6

7

8

9

10

25. Have there been any major changes in your family situation recently? (divorce, moving, etc.)

Yes

No

If yes, please explain.

Child and Parent Observations Tool

Purpose: The Child and Parent Observation tool is designed for use when a child exhibits behaviors such as being combative, detached, or showing signs of mental health or substance abuse challenges. It helps identify potential risk factors and warning signs that may indicate the need for further intervention.

This observation helps identify concerning behaviors, such as nervousness, withdrawal, or aggression, that could suggest underlying issues needing immediate attention. The presence of physical indicators, like the smell of alcohol or dilated pupils, also signals possible substance use. By observing these signs, you can help determine if the child or parent require immediate mental health or substance abuse support to ensure their well-being and safety.

Included are suggested key questions to ask child during the child/parent observation.

Contact us for more information: info@CourtSolutionsOnline.com Or, send a text message: 830-372-4555

Child and Parent Observation Report

(To be completed by the Youth Diversion Coordinator)

1. Does the child appear nervous, withdrawn, or overly aggressive? Yes (Provide details) No
Details: _____

2. Does the parent/guardian appear nervous, withdrawn, or overly aggressive? Yes (Provide details) No
Details: _____

3. Does the child show any signs of drug or alcohol use (smell of alcohol, dilated pupils, etc.)?
Yes (Provide details) No
Details: _____

4. Does the parent/guardian show any signs of drug or alcohol use (smell of alcohol, dilated pupils, etc.)?
Yes (Provide details) No
Details: _____

5. Does the child's behavior suggest a need for immediate mental health or substance abuse intervention?
Yes (Explain) No
Details: _____

6. Does the parent/guardian's behavior suggest a need for immediate mental health or substance abuse intervention?
Yes (Explain) No
Details: _____

Referrals based on Child and Parent Observations:

Does the child need a referral for additional mental health support? Yes No
Details if yes: _____
(Enter the Name of Mental Health Service Provider the child was referred to for clinical assessment)

Does the child need a referral for substance abuse treatment or counseling? Yes No
Details if yes: _____
(Enter the Name of Substance Abuse Treatment or Counseling Service Provider child was referred to for clinical assessment)

Suggested Key Questions to Ask child during the child/parent observation:

General Well-being and Feelings:

"Have you been feeling really sad, angry, or upset lately?"

"Is there something that's been bothering you a lot or making you feel stressed?"

Exploring Harmful Thoughts:

"Have you ever thought about hurting yourself?"

"When you feel really down or angry, do you ever think about hurting someone else?"

"Have these thoughts been happening often?"

Details about the Thoughts:

"Can you tell me more about what you've been thinking when you feel like hurting yourself/others?"

"Do you have a plan for how you would hurt yourself or someone else?"

"When was the last time you felt this way?"

Frequency and Intensity:

"How often do these thoughts come to your mind?"

"Are the thoughts getting stronger or more frequent?"

Triggers and Situations:

"What happens before you start feeling this way? Is there something specific that triggers these thoughts?"

"Do you feel like you can control these thoughts, or do they feel out of control?"

Actions Taken:

"Have you ever tried to hurt yourself or anyone else?"

"Have you done anything to prepare for hurting yourself or others?"

Support and Coping:

"Is there anything that helps you feel better when you're feeling like this?"

"Who do you talk to when you're feeling like this? Do you feel comfortable talking to someone?"

Safety Measures:

"Do you feel safe right now?"

"Is there anything around you that could be dangerous to yourself or others?"

Additional Follow-Up Questions:

"Have you ever talked to someone about how you're feeling, like a counselor or a teacher?"

"What do you think could help you feel better right now?"

Important Considerations:

Stay calm and non-judgmental. The goal is to understand the youth's emotional state and ensure their safety.

Always take suicidal or harmful thoughts seriously. If the youth alerts of a plan or immediate risk is present, immediate intervention from mental health professionals or emergency services may be needed.

It's crucial to follow up with a mental health professional for a comprehensive assessment if during the questionnaire or level two evaluation, the youth expressed self-harm or harmful intent toward others.

If the child does not present a need for an immediate intervention or a referral to a professional for assessment or clinical evaluation and/or treatment, then an educational course that closely matches their Class 'C' offense along with attending a 'Live' Peer Group Mentoring session may be recommended as your diversion strategy.

(List of Educational Recommendations is available on page 38)

Contact us for more information: info@CourtSolutionsOnline.com Or, send a text message: 830-372-4555

Diversion Strategies and Referrals

To be completed by the Youth Diversion Coordinator.

Purpose: This Diversion Strategy and Referral Tool serves as the final step in determining your diversion strategy. Does the child only need an educational program, a peer session, tutoring, or something else? Or, do they require further follow-up, immediate intervention or a referral to a professional for an assessment, clinical evaluation, or treatment?

IMPORTANT: Any indication from the parent or the child, of a serious mental health concern or substance abuse issue, should result in an **immediate referral to a service provider who offers professional assessments, clinical evaluations and/or treatment. Have a list of professionals with signed MOUs on file.**

Contact us for more information: info@CourtSolutionsOnline.com Or, send a text message: 830-372-4555

DIVERSION STRATEGY AND REFERRAL TOOL

Child: Diversion and Educational Strategies

Does applicant (child) need an educational program that closely matches their Class 'C' offense?
Yes No

If 'yes' (explain the educational strategy and service provider you will be referring to)

Details of the educational program you are requiring the child to participate in:

Educational class: _____
(Court Solutions Online Service Provider - MOU on file)

List 'Other' diversion strategies:

Details: _____

Child: Mentoring Strategy

Does applicant (child) need a Mentor Session? Yes No

If 'yes' (explain the educational program and service provider you will be referring to)

Details on how many sessions: _____
(Peer Group Online Service Providers - MOU on file)

'Other' mentoring diversion strategies:

Give details: _____

Parent: Educational Program

Does the parent need an educational program designed for parental awareness? Yes No

If 'yes' (explain the educational program and service provider you will be referring to)

Details: _____
(Court Solutions Online is the Service Provider - MOU on file)

'Other' Diversion Strategy

Does applicant (child) need a different strategy? Yes No

If 'yes' (explain)

Details: _____

'Other' diversion strategies:

Details: _____

Diversion Agreement

Name of Court _____

This document constitutes a Diversion Agreement between the _____ Court of _____ and _____ (Child) and _____ (Parent). This Diversion Agreement is entered into as an (Intermediate Diversion under Article 45.309 of the Code of Criminal Procedure) (Judicial Diversion under Article 45.310 of the Code of Criminal Procedure).

The objectives of this agreement are entered into with consideration of the circumstances of the child, the best interests of the child, and the long-term safety of the community.

This agreement shall be effective on the ____ day of _____, 20__ and shall be in effect for a period of _____ days (*not to exceed 180 days*). During the period of this agreement, Child and Parent shall inform the Court of the best address to receive notices, and of changes to that address. Child and Parent agree to contact _____, (Juvenile Case Manager) (Youth Diversion Coordinator) of the Court, at the end of the diversion period to discuss the status of completion of this agreement.

During the period of this agreement, Child shall complete: (*Specify Child's responsibilities and check applicable Diversion Strategies*)

Youth Diversion Life Skills Class: www.JuvImpact.com

- _____ 4 Hour Class
- _____ 8 Hour Class
- _____ 12 Hour Class

Educational Program: www.JuvClass.com

- | | | |
|----------------------------------|---|--------------------------------|
| ___ Alcohol Education for Minors | ___ Anger Management | ___ Conflict Management |
| ___ Consequences of Crime | ___ Decision Making & Good Judgment | ___ Digital Citizenship |
| ___ Impulse Control | ___ Making Good Choices | ___ Minor in Possession (MIP) |
| ___ Theft/Shoplifting | ___ Responsibility & Character-Building | ___ Vaping, Tobacco & Nicotine |

Peer Group Mentoring Session: www.PeerGroupOnline.com

- _____ One Session
- _____ Two Sessions
- _____ Three Sessions

Other:

- Teen Court: _____
- School-related program: _____
- Rehabilitation program: _____
- Self-improvement program: _____
- Referred to a Service Provider: _____
- Tutoring _____
- Community-based Services: _____
- Mental health screening: _____
- Clinical assessment: _____
- Counseling: _____
- Mediation: _____
- Alcohol Testing: _____
- Drug Testing: _____
- Course of treatment prescribed by a physician: _____
- Restitution (*Diversion by Judge Only; Requires separate Order*): _____
- Community Service (*Diversion by Judge Only; Requires separate Order*): _____
- Other: _____ (*Diversion by Judge Only; Requires separate Order*)

During the period of this agreement, **Parent shall: (Specify Parent’s responsibilities)**

Parent Educational Program: www.ParentingTexas.com

- | | |
|---|---|
| <input type="checkbox"/> What You Need to Know About Going to Court | <input type="checkbox"/> Discipline Education for Parents |
| <input type="checkbox"/> Drug & Alcohol Guide for Parents | <input type="checkbox"/> Truancy Prevention Guide for Parents |
| <input type="checkbox"/> Child Sexual Abuse and Awareness | <input type="checkbox"/> Domestic Violence Awareness |

During the period of this agreement, Parent (shall) (shall not) pay to the clerk of the Court a \$50 administrative fee to defray the costs of this diversion.

During the period of this agreement, Court shall refrain from processing criminal cases based upon allegations of conduct which occurred on or about the ____ day of _____, 20__ (Case).

The following charge or offense is being diverted: _____.

Upon successful completion of this Diversion Agreement, the Court shall not accept charges related to the Case. Child acknowledges that, upon successful completion of this diversion agreement, Child will be ineligible for diversion for a period of 365 days.

If Child and Parent do not successfully complete the terms of this diversion agreement, the child shall be referred to the court for a hearing, for the purpose of a conference between the judge of the Court, Child, and Parent. Child and Parent may, after notifying the Court, bring any other person who may be of assistance to Child or the Court in determining what is in the best interests of Child and the long-term safety of the community.

Diversion is not an admission of guilt and a guilty plea is not required to participate in diversion.

Child hereby knowingly and voluntarily consents to diversion from criminal prosecution, as provided in this agreement, acknowledges and accepts the terms of this agreement, and verifies that Child received notice of the child’s rights, including the right to refuse diversion.

Child’s Signature _____ Date _____

Parent hereby knowingly and voluntarily consents to diversion from criminal prosecution, as provided in this agreement, acknowledges and accepts the terms of this agreement, and verifies that Parent received notice of the child’s rights, including the right to refuse diversion.

Parent’s Signature _____ Date _____

Educational Websites

Referral Forms available

**Your Educational Strategies, Mentoring Services,
Defensive Driving, and Companion classes for Parents
([Video](#))**

Page 28: www.CourtSolutionsOnline.com

Page 29: www.JuvImpact.com

Page 30: www.JuvClass.com

Page 31: www.PeerGroupOnline.com

Page 32: www.TxDriveSmart.com

Page 33: www.ParentingTexas.com

Contact us for more information or to order referral forms and brochures:

info@CourtSolutionsOnline.com Or, send a text message: 830-372-4555

CourtSolutionsOnline.com

Name: _____

Course Due Date: _____

Complete the course(s) checked below and turn in certificate by the Due Date.

Alcohol Education for Minors	<input type="checkbox"/> 2-HR	<input type="checkbox"/> 4-HR	<input type="checkbox"/> 6-HR		
Anger Management	<input type="checkbox"/> 4-HR	<input type="checkbox"/> 8-HR	<input type="checkbox"/> 10-HR	<input type="checkbox"/> 12-HR	
Drug and Alcohol Awareness	<input type="checkbox"/> 4-HR	<input type="checkbox"/> 6-HR	<input type="checkbox"/> 8-HR	<input type="checkbox"/> 12-HR	<input type="checkbox"/> 16-HR
Cognitive Thinking	<input type="checkbox"/> 4-HR	<input type="checkbox"/> 8-HR			
Life Skills Class	<input type="checkbox"/> 6-HR	<input type="checkbox"/> 10-HR	<input type="checkbox"/> 20-HR		
Marijuana/THC Awareness	<input type="checkbox"/> 4-HR				
Theft Intervention Program	<input type="checkbox"/> 2-HR	<input type="checkbox"/> 4-HR	<input type="checkbox"/> 8-HR	<input type="checkbox"/> 12-HR	
Vaping and Nicotine Awareness	<input type="checkbox"/> 2-HR	<input type="checkbox"/> 4-HR	<input type="checkbox"/> 6-HR		
Victim Impact Panel (VIP)	<input type="checkbox"/> 2-HR				

Other Courses:

<input type="checkbox"/> 4-HR Alcohol Education for Adults	<input type="checkbox"/> 6-HR Driving Under the Influence Course (DUI)
<input type="checkbox"/> 6-HR Alcohol Education for Adults	<input type="checkbox"/> 8-HR Driving Under the Influence Course (DUI)
<input type="checkbox"/> 2-HR Conflict Management	<input type="checkbox"/> 12-HR Driving Under the Influence Course (DUI)
<input type="checkbox"/> 2-HR Digital Citizenship (Bullying, Sexting, & Cyber Safety)	<input type="checkbox"/> 12-HR Gang Intervention Program
<input type="checkbox"/> 6-HR Drive Smart & Be Safe Class	<input type="checkbox"/> 12-HR John School (Anti-Prostitution Class)
<input type="checkbox"/> 6-HR Drug Offender Education Program (DOEP)	<input type="checkbox"/> 4-HR Responsibility & Character-Building Class
<input type="checkbox"/> 8-HR Drug Offender Education Program (DOEP)	<input type="checkbox"/> 6-HR Responsibility & Character-Building Class
<input type="checkbox"/> 12-HR Drug Offender Education Program (DOEP)	<input type="checkbox"/> 4-HR Truancy Intervention Program for Students (TIPS)
	<input type="checkbox"/> 4-HR Truancy Intervention Program for Parents (TIPP)

Courses available in Spanish: www.ClaseAqui.com

How It Works: Register for courses online, anytime 24/7. Complete your course 100% online, at your own pace and from any computer, mobile device, or tablet. Courses have full audio.

HOW TO START/REGISTER

- STEP 1:** Go to www.CourtSolutionsOnline.com & select the class you need to complete
- STEP 2:** Sign up as a 'New User', and then click 'Submit'
- STEP 3:** Enter payment information and confirm the course fee. Then click 'Submit'
- STEP 4:** Complete the course & receive your certificate

HOW TO LOGIN

- STEP 1:** Go to: www.CourtSolutionsOnline.com
- STEP 2:** Click on "LOGIN"
- STEP 3:** Submit your email address and password
- STEP 4:** Once logged in, click on "MY TRAINING" to continue your course



CourtSolutionsOnline.com

Have questions or need assistance? Text Us: 830-372-4555





Scan me!

www.JuvClass.com

Name: _____

Due Date: _____

Complete the course(s) checked below and turn in certificate by the Due Date.

- Alcohol Education for Minors
- Anger Management
- Conflict Management
- Consequences of Crime
- Decision Making & Good Judgment
- Digital Citizenship
- Impulse Control
- Making Good Choices
- Marijuana/THC Awareness
- Minor in Possession (Drug & Alcohol)
- Responsibility & Character-Building
- Theft/Shoplifting
- Truancy Intervention for Students
- Vaping, E-cigs, & Nicotine Awareness

How It Works: Register for courses online, anytime 24/7. Complete your course 100% online, at your own pace and from any computer, mobile device, or tablet. Courses have full audio.

HOW TO START/REGISTER

STEP 1: Go to www.JuvClass.com & ENROLL in the class you need to complete

STEP 2: Sign up as a 'New User', and then click 'Submit'

STEP 3: Enter payment information and confirm the course fee. Then click 'SUBMIT'

STEP 4: Complete the course & receive your certificate

HOW TO LOGIN


STEP 1: Go to: www.JuvClass.com

STEP 2: Click on "LOGIN"

STEP 3: Submit your email address and password

STEP 4: Once logged in, click on "MY TRAINING" to continue your course

Have questions or need assistance? Text Us 830-372-4555



Scan Me!

Juvlmpact.com

Name: _____ Due date: _____

Complete the Youth Diversion Life Skills Class checked below and turn in certificate by the due date.

=====

- 4 Hour Youth Diversion Life Skills Class
- 8 Hour Youth Diversion Life Skills Class
- 12 Hour Youth Diversion Life Skills Class

Have questions? Text us: 830-372-4555

HOW TO START/REGISTER

- Step 1:** go to: **www.Juvlmpact.com** and click on Enroll Here
- Step 2:** Sign up as a New User and then click 'Submit'
- Step 3:** Enter Payment Information
- Step 4:** Complete the course and receive your certificate

HOW TO LOGIN

- Step 1:** go to **www.Juvlmpact.com** and click on 'LOGIN'
- Step 2:** Submit your email address and password
- Step 3:** Once logged in, click on **MY TRAINING** to continue your course



Scan Me!

'Live' PEER GROUP Sessions

SIGN UP REFERRAL FORM

For Juveniles:

Name: _____ State: _____

I understand my deadline to complete my 'live' peer group session(s) is: _____ *Juvenile's Initials:* _____

For Juveniles: www.PeerGroupOnline.com

Participate in:

- One – One hour 'live' peer group session
- Two – One hour 'live' peer group sessions
- Three – One hour 'live' peer group sessions

HOW TO START/REGISTER

Step 1: go to: www.PeerGroupOnline.com and Select your Mentor

Step 2: Sign up as a New User and then click 'Submit'

Step 3: Enter Payment Information

Step 4: Complete Your Part One

Step 5: Schedule and Attend your Session

Step 6: Complete Your Part Two and receive your certificate

HOW TO LOGIN

Step 1: go to www.PeerGroupOnline.com and click on 'LOGIN'

Step 2: Submit your email address and password

Step 3: Once logged in, click on **MY TRAINING** to continue your course

=====

YOUTH DIVERSION COORDINATOR (YDC) AREA ONLY: (optional) Text/forward an image to: 830-372-4555

Court Name: _____

YDC Name: _____



Scan Me!

TXDriveSmart.com

Name: _____ Due date: _____

Complete the course checked below and turn in certificate by the due date.

=====

6 Hour Texas Approved Defensive Driving Course

Our **Texas Defensive Driving Course (Driver Safety Course)** is approved by the Texas Department of Licensing and Regulation (TDLR) – CP156 and has been created to enable you to dismiss your traffic citation and also receive a reduction on your auto insurance premium.

Text: **(888) 305-5070** for questions about course participation or after completion
or Call us Toll Free: **(877) 848-5754**

HOW TO START/REGISTER

Step 1: go to: **www.TXDriveSmart.com** and click on REGISTER NOW

Step 2: Sign up with your information

Step 3: Enter Payment Information

Step 4: Complete the course and receive your certificate

HOW TO LOGIN

Step 1: go to **www.TXDriveSmart.com** and click on ‘LOGIN’

Step 2: Submit your Username and password

Step 3: Once logged in, continue your course

Texas Department of Licensing and Regulation (TDLR) – CP156)

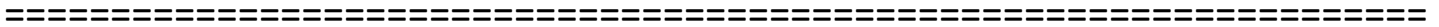


Scan Me!

ParentingTexas.com

Name: _____

Due date: _____



- What you need to know about going to court
- Dropout Prevention: A Guide for Parents
- Drug and Alcohol Awareness Guide for Parents
- Discipline Education Program
- Child Sexual Abuse Awareness Training
- Domestic Violence Awareness Class

Have questions? Text us: 830-372-4555

HOW TO START/REGISTER

Step 1: go to: www.ParentingTexas.com and click on Enroll Here.

Step 2: Sign up as a New User and then click 'Submit'.

Step 3: Enter Payment Information.

Step 4: Complete the course and receive your certificate.

HOW TO LOGIN

Step 1: go to www.ParentingTexas.com and click on 'LOGIN'.

Step 2: Submit your email address and password.

Step 3: Once logged in, click on **MY TRAINING** to continue your course.

MISC. DOCUMENTS

Page 35	MOU for Court Solutions, LLC
Page 36	Bulk Purchasing
Page 37	Court Admin Tool
Page 38	Educational Recommendations for Class 'C' Misdemeanors
Page 39	Dismissal of Charge Pursuant to Diversion Agreement
Page 40	Referral to Court for Hearing - Noncompliance with Diversion Agreement
Page 41	Order on Referral Hearing – Noncompliance with Diversion Agreement
Page 42	NDA
Page 43	Supply Order Form

Memorandum of Understanding (MOU)

Service Provider: Court Solutions, LLC

For a signed MOU for Court
Solutions, LLC

[DOWNLOAD THE WORD DOCUMENT HERE](#)

*Download the word document, add your
information, make your changes, sign and
return to us.*

=====

Email or Fax your completed MOU to:

info@CourtSolutionsOnline.com

Fax: 888-423-4555

Bulk Enrollment Discount

Base Price \$ 52		Course Length 2-20 Hours		
# of Enrollments	At Base Price: \$52	Bulk Price Each	Bulk Price Total	You Save
100	\$ 5,200	\$ 45	\$ 4,500	\$ 700
200	\$ 10,400	\$ 40	\$ 8,000	\$ 2,400
300	\$ 15,600	\$ 37	\$ 11,100	\$ 4,500
400	\$ 20,800	\$ 34	\$ 13,600	\$ 7,200
500	\$ 26,000	\$ 31	\$ 15,500	\$ 10,500
600	\$ 31,200	\$ 28	\$ 16,800	\$ 14,400

For purchases of 700 or more, please call: (830) 372 - 4555

- Prepaid enrollment keys can be used for ANY course offered on our websites:


- CourtSolutionsOnline.com
- JuvClass.com
- ParentClassOnline.com
- JohnSchool.org



- Prepaying for 100 or more enrollments includes an **Admin Account**

- **Admin Account** allows Administrators to view or download participant/student account activity & certificates

- Prepaid enrollments **never expire**
- Free Previews



- Access courses from any computer, mobile device, or tablet
- Self-paced, available 24/7 & includes full audio

✉ info@nationalonlinetraining.com

☎ (830)372-4555

COURT ADMINISTRATOR ACCESS TOOL

Basic Plan

Cost: Free

- 1 Basic Case Manager Account per court
- Real-time defendant's status: not attempted, incomplete, pass, or fail
- Defendant's certificate of completion: print and or download
- Free Brochures, free tear out sheets, and free referral forms
- Free downloadable brochures and referral forms

Super Admin Plan

Cost: \$200 per year

- 24/7 Admin Access
- 3 Super Admin Case Manager Accounts
- Free companion classes for parents
- Free downloadable brochures and referral forms
- Free brochures, referral forms, and tear out sheets
- Access defendant's real-time status: not attempted, incomplete, pass, or fail
- Access Certificate of Completion: print and or download
- Defendant's contact information: phone number, email address, and mailing address
- Certificates of completion emailed to the court
- Detailed course information with grades and time spent
- Final Exam grade and details
- Digital footprint of defendant's activity
- Transcript Access: detailed enrollment information:
 - All course questions
 - All participant's lesson grades
 - All participant's correct and incorrect responses
 - All participant's essay responses
 - Ability to verify student participation responses
 - Print and or download all documentation
 - Defendant's digital signature

Educational Strategy Recommendations for CLASS 'C' Misdemeanors [Video](#)

(Thank You Landra Solansky - Seguin Municipal Court)

ANGER / AGGRESSION

Anger/Fighting/Assault/Family Violence/ Physical Violence

Pick one of these: *4-Hour Anger Management* *8-Hour Youth Diversion Life Skills*

PLUS: *PEER GROUP MENTORING SESSIONS*

Threats: Verbal/Posting/Writing/Texting/Emailing

Pick one of these: *12-Hour Youth Diversion Life Skills* *4-Hour Anger Management*

PLUS: *PEER GROUP MENTORING SESSIONS*

SUBSTANCES

Marijuana/THC/CBD possession

Pick one of these - *4-Hour Marijuana/THC* *4-Hour Minor in Possession (Drug & Alcohol)*

MIP/MIC/Alcohol Related/Open Container:

Pick one of these - *4-Hour Alcohol Education* *4-Hour Impulse Control* *8 Hour Youth Diversion Life Skills*

PLUS: *PEER GROUP MENTORING SESSIONS*

Possession of drug paraphernalia

Pick one of these - *4-Hour Minor in Possession (Drug & Alcohol)* *4-Hour Youth Diversion Life Skills*

Vaping, Nicotine, Tobacco

Pick one of these - *4-Hour Vaping Nicotine Awareness* *4-Hour Impulse Control*

MISCELLANEOUS BAD CHOICES

General Bad Decisions

Pick one of these – *4-Hour Making Good Choices* *4-Hour Youth Diversion Life Skills* *4-Hour Impulse Control*

PLUS: *PEER GROUP MENTORING SESSIONS*

Possession of nude/inappropriate images

Pick one of these - *4-Hour Digital Citizenship* *4-Hour Consequences of Crime* *4-Hour Impulse Control*

Cyber-bullying – depends

Pick one of these – *4-Hour Digital Citizenship* *4-Hour Impulse Control*

PLUS: *PEER GROUP MENTORING SESSIONS*

Tagging/Graffiti

Pick one of these - *12-Hour Youth Diversion Life Skills* *4-Hour Consequences of Crime* *4-Hour Making Good Choices*

PLUS: *PEER GROUP MENTORING SESSIONS*

PROPERTY CRIMES AND THEFT

Minor Property Crimes/ Vandalism/ Defacing/Destruction of private property

Pick one of these - *4-Hour Consequences of Crime* *12-Hour Youth Diversion Life Skills* *4-Hour Impulse Control*

PLUS: *PEER GROUP MENTORING SESSIONS*

THEFT/RETAIL THEFT/THEFT OF SERVICES/Theft under \$100.00

Pick one of these - *4-Hour Theft/Shoplifting* *4-Hour Consequences of Crime* *8-Hour Youth Diversion Life Skills*

PLUS: *PEER GROUP MENTORING SESSIONS*

WEBSITES: *Youth Diversion Life Skills Class* www.JuvImpact.com **(4, 8 & 12-Hour classes)**
 Assorted 4 Hour Classes www.JuvClass.com
 Peer Group Sessions www.PeerGroupOnline.com **'Live' Peer Sessions with Mentor**

CAUSE NUMBER: _____

STATE OF TEXAS

§

IN THE COURT

VS.

§

OF _____

§

_____ COUNTY, TEXAS

ORDER OF DISMISSAL

WHEREAS, the charge against the above named defendant (Child) alleges that Child committed the following offense: _____, **the Court Hereby Finds** that Child does not contest the charge, is eligible for diversion under Article 45.304, and accepts the terms of the Diversion Agreement, signed on the ____ day of _____, 20__ by Child and _____ (Parent).

THE COURT ORDERS:

The charge in the above referenced cause number is **HEREBY DISMISSED**.

(court seal)

Judge Date
of _____
_____ County, Texas

CAUSE NUMBER: _____

§
§
§

IN THE _____ COURT

_____ COUNTY, TEXAS

NOTICE TO APPEAR FOR REFERRAL HEARING

Child's Name: _____ Charge being Diverted: _____

Address: _____

Parent's Name: _____

Address (if different from Child's address):

The Court's records show that you have failed to comply with the diversion agreement entered into by you and your parent on _____, 20__ according to its terms. **You and your parent are hereby ordered** to appear before the _____ Court at _____ o'clock __.m., on the ____ day of _____, 20__, for a hearing to determine whether diversion should be declared unsuccessful. Specifically, the records show you failed to:

The Court may also hear from any person who may be of assistance to the child or the court in determining what is in the best interests of the child and the long-term safety of the community. If applicable, please contact the Court and provide the name and address of such person.

If the Court finds the diversion unsuccessful, the Court will either transfer the Child to juvenile court for alleged conduct indicating a need for supervision under Section 51.08 of the Family Code or refer the charge to the prosecutor for consideration of re-filing.

Judge, _____ Court
of _____

(court seal)

_____ County, Texas

CAUSE NUMBER: _____

§
§
§

IN THE COURT

_____ COUNTY, TEXAS

ORDER

The Court finds that on the ___ day of _____, 20___, _____ (Child) and _____ (Parent) signed a Diversion Agreement for the following charge:
_____.

The Court further finds that Child and Parent were sent notice that they were ordered to appear for a referral hearing on the ___ day of _____, 20___, to determine whether diversion should be declared unsuccessful and that Child and Parent (did) (did not) appear as set forth in the notice.

The Court hereby **ORDERS**:

- The following terms of the Diversion Agreement are set aside: _____

- The following terms of the Diversion Agreement are amended as follows: _____

- The diversion period is extended for the following period (*not to exceed one year from the original start date of the diversion*): _____
- A continuance for the referral hearing (*not to exceed 60 days*) to allow an opportunity for compliance with the terms of the diversion agreement. Said hearing is set for the ___ day of _____, 20___.
- Having found that it will increase the likelihood that Child will successfully complete the diversion, Parent shall (perform) (refrain from performing) the following act: _____.
- Having found it reasonable and necessary for the welfare of Child, Parent shall comply with the following Order: _____

- The Court finds the diversion **SUCCESSFUL** based on substantial compliance.
- The Court finds the diversion **UNSUCCESSFUL** and
 - By separate Order, transfers Child to juvenile court for alleged conduct indicating a need for supervision under Section 51.08 of the Family Code. (*See Form: Waiver of Jurisdiction and Transfer to Juvenile Court*)
 - Refers the charge to the Prosecutor for consideration of re-filing.

Rendered and entered this ___ day of _____, 20___.

(court seal)

Judge, _____ Court

_____ County, Texas

This Non-Disclosure Agreement ("Agreement") is entered into as of [_____], by and between Court Solutions, LLC, with offices at 105 East Gonzales Street, Ste 205, Seguin, TX ("Disclosing Party"), and [_____ Name], located at [Court Address] ("Receiving Party").

1. Purpose: Court Solutions, LLC provides proprietary youth diversion tools, including but not limited to: the Youth Diversion Plan, Eligibility Checklist, Child Basic Questionnaire, Child Advanced Questionnaire, Parent Questionnaire, Diversion Strategies, Diversion Agreement, and Referral Forms (collectively, "Confidential Information"). The purpose of this Agreement is to protect the confidentiality of these tools and ensure that they are not disclosed to unauthorized third parties.

2. Confidential Information: For the purpose of this Agreement, "Confidential Information" means any and all proprietary materials or information provided by Court Solutions, LLC to the Receiving Party, whether in written, electronic, or oral form. Confidential Information includes but is not limited to:

- Youth Diversion Plan
- Eligibility Checklist
- Child Basic Questionnaire
- Child Advanced Questionnaire
- Diversion Strategies
- Diversion Agreement
- Referral Forms

3. Obligations of the Receiving Party: The Receiving Party agrees:

- (a) To keep all Confidential Information confidential and not to disclose it to any third party without prior written consent from Court Solutions, LLC;
- (b) To use the Confidential Information solely for the purposes of implementing youth diversion strategies within their court system;
- (c) To take all reasonable measures to protect the confidentiality of the materials;
- (d) To notify Court Solutions, LLC immediately if there is any breach or suspected breach of this Agreement.

4. Exclusions from Confidentiality: Confidential Information does not include information that:

- (a) Is or becomes publicly known through no fault of the Receiving Party;
- (b) Is received from a third party without breach of any obligation of confidentiality;
- (c) Is independently developed by the Receiving Party without access to the Confidential Information.

5. Term: This Agreement will remain in effect for as long as the Receiving Party possesses or uses the Confidential Information.

6. Return of Materials: Upon termination of this Agreement or upon request, the Receiving Party agrees to return or destroy all Confidential Information provided by Court Solutions, LLC.

7. Remedies: Any breach of confidentiality obligations may result in irreparable harm to Court Solutions, LLC, entitling it to seek injunctive relief in addition to any other legal remedies.

8. Governing Law: This Agreement will be governed by and construed in accordance with the laws of the state of [State], without regard to its conflict of law principles.

IN WITNESS WHEREOF, the parties have executed this Non-Disclosure Agreement as of the date first above written.

Disclosing Party:

Court Solutions, LLC

By: _____

Name: _____

Title: _____

Date: _____

Receiving Party:

[Court Name] _____

By: _____

Name: _____

Title: _____

Date: _____

SUPPLY ORDER FORM

(Video)

Email: info@CourtSolutionsOnline.com

Fax: 888-423-4555

Text: Send an image to: 830-372-4555

Please email or text us with your order and quantity and we will ship them to you ASAP at no cost.

CIRCLE THE ITEMS AND THE QUANTY NEEDED

Court Solutions Online	Brochures	25	50	100
	Referral Forms	25	50	
	Tear Out Sheets	50	100	200
JuvClass.com	Tear Out Sheets	50	100	200
	Referral Forms	25		
JuvImpact.com	Referral Forms	25		
	Tear Out Sheets	50	100	200
PeerGroupOnline.com	Referral Forms	25		
	Tear Out Sheets	50	100	200
TXDriveSmart.com	Tear Out Sheets	50		
	Cards	50	100	200
ParentingTexas.com	Referral Forms	25		

=====

Court Name: _____

Shipping Address: _____

Attention to: _____

Contact phone #: _____

Contact email: _____